

Lycopene: Total-scale literature landscape analysis of a valuable nutraceutical with numerous potential applications in the promotion of human and animal health

by Yeung, A.W.K., Choudhary, N., Tewari, D., El-Demerdash, A., Tomczyk, M., Das, N., Pirgozliev, V., Lucarini, M., Durazzo, A., Souto, E.B., Santini, A., Devkota, H.P., Uddin, S., Echeverría, J., Wang, D., Gan, R.Y., Brnčić, M., Kalfin, R.E., De, R., Cenanovic, M., Sai, C.S., Kapoor, B., Kirilov, K., Tzvetkov, N.T., Belakova, B., Uhrin, P., Jóźwik, A., Horbanczuk, O.K., Strzałkowska, N., Koszarska, M., Charuta, A., Horbańczuk, J.O. and Atanasov, A.G.

Copyright, publisher and additional information: Publishers' version distributed under the terms of the [Creative Commons Attribution NonCommercial NoDerivatives License](#)

[DOI link to the version of record on the publisher's site](#)



**Harper Adams
University**

Yeung, A.W.K., Choudhary, N., Tewari, D., El-Demerdash, A., Tomczyk, M., Das, N., Pirgozliev, V., Lucarini, M., Durazzo, A., Souto, E.B., Santini, A., Devkota, H.P., Uddin, S., Echeverría, J., Wang, D., Gan, R.Y., Brnčić, M., Kalfin, R.E., De, R., Cenanovic, M., Sai, C.S., Kapoor, B., Kirilov, K., Tzvetkov, N.T., Belakova, B., 31, Uhrin, P., Jóźwik, A., 32, Horbanczuk, O.K., Strzałkowska, N., Koszarska, M., Charuta, A., 34, Horbańczuk, J.O. and Atanasov, A.G. (2022) 'Lycopene: Total-scale literature landscape analysis of a valuable nutraceutical with numerous potential applications in the promotion of human and animal health', *Animal Science Papers and Reports* 40 (2) pp. 119-134

Lycopene: total-scale literature landscape analysis of a valuable nutraceutical with numerous potential applications in the promotion of human and animal health

**Andy Wai Kan Yeung^{1,2*}, Neeraj Choudhary³, Devesh Tewari⁴, Amr El-Demerdash^{5,6}, Michal Tomczyk⁷, Niranjana Das⁸, Vasil Pirgozliev⁹, Massimo Lucarini¹⁰, Alessandra Durazzo¹⁰, Eliana B. Souto^{11,12}, Antonello Santini¹³, Hari Prasad Devkota¹⁴, Md. Sahab Uddin^{15,16}, Javier Echeverría¹⁷, Dongdong Wang¹⁸, Ren-You Gan^{19,20}, Mladen Brnčić²¹, Reni E. Kalfin^{22,23}, Ronita De²⁴, Merisa Cenanovic²⁵, Chandragiri Siva Sai²⁶, Bhupinder Kapoor²⁷, Kiril Kirilov²⁸, Nikolay T. Tzvetkov^{29,30}, Barbora Belakova³¹, Pavel Uhrin³¹, Artur Jóźwik³², Olaf. K. Horbanczuk³³, Nina Strzałkowska³², Magdalena Koszarska³², Anna Charuta³⁴, Jarosław Olav Horbańczuk³²
Atanas G. Atanasov^{2,32*}**

(Accepted April 14, 2022)

¹ Oral and Maxillofacial Radiology, Applied Oral Sciences and Community Dental Care, Faculty of Dentistry, The University of Hong Kong, Hong Kong, China

² Ludwig Boltzmann Institute for Digital Health and Patient Safety, Medical University of Vienna, Spitalgasse 23, 1090, Vienna, Austria

³ Department of Pharmacognosy, Adesh Institute of Pharmacy & Biomedical Sciences, Adesh University, Bathinda, Punjab, India

⁴ Department of Pharmacognosy, School of Pharmaceutical Sciences, Lovely Professional University, Phagwara 144411, Punjab, India

⁵ Institut de Chimie des Substances Naturelles, ICSN-CNRS, University of Paris Saclay, France

⁶ Chemistry Department, Faculty of Science, Mansoura University, Mansoura 35516, Egypt

*Corresponding Authors: ndyeung@hku.hk, atanas.atanasov@univie.ac.at

- ⁷ Department of Pharmacognosy, Faculty of Pharmacy with the Division of Laboratory Medicine, Medical University of Białystok, ul. Mickiewicza 2a, 15-230 Białystok, Poland
- ⁸ Department of Chemistry, Iswar Chandra Vidyasagar College, Belonia, Tripura, India
- ⁹ The National Institute of Poultry Husbandry, Harper Adams University, Shropshire, UK
- ¹⁰ CREA-Research Centre for Food and Nutrition, Via Ardeatina 546, 00178 Rome, Italy
- ¹¹ Department of Pharmaceutical Technology, Faculty of Pharmacy, University of Porto, Rua de Jorge Viterbo Ferreira, 228, 4050-313 Porto, Portugal
- ¹² CEB-Centre of Biological Engineering, University of Minho, Campus de Gualtar 4710-057 Braga, Portugal
- ¹³ Department of Pharmacy, University of Napoli Federico II, Via D. Montesano 49, 80131 Napoli, Italy
- ¹⁴ Graduate School of Pharmaceutical Sciences, Kumamoto University, 5-1 Oe-honmachi, Chuo-ku, 862-0973, Kumamoto, Japan
- ¹⁵ Department of Pharmacy, Southeast University, Dhaka, Bangladesh
- ¹⁶ Pharmakon Neuroscience Research Network, Dhaka, Bangladesh
- ¹⁷ Departamento de Ciencias del Ambiente, Facultad de Química y Biología, Universidad de Santiago de Chile, Santiago, Chile
- ¹⁸ Centre for Metabolism, Obesity and Diabetes Research, McMaster University, 1280 Main St. W., Hamilton, ON Canada L8N 3Z5
- ¹⁹ Research Center for Plants and Human Health, Institute of Urban Agriculture, Chinese Academy of Agricultural Sciences, Chengdu 600213, China
- ²⁰ Key Laboratory of Coarse Cereal Processing (Ministry of Agriculture and Rural Affairs), School of Food and Biological Engineering, Chengdu University, Chengdu 610106, China
- ²¹ Faculty of Food Technology and Biotechnology, University of Zagreb, Pierottijeva 6, 10000 Zagreb, Croatia
- ²² Department of Biological Effects of Natural and Synthetic Substances, Institute of Neurobiology, Bulgarian Academy of Sciences, Sofia 1113, Bulgaria
- ²³ Department of Healthcare, South-West University “Neofit Rilski”, Ivan Mihailov St. 66, Blagoevgrad 2700, Bulgaria
- ²⁴ ICMR-National Institute of Cholera and Enteric Diseases, P-33, CIT Rd, Subhas Sarobar Park, Phool Bagan, Belehata, Kolkata, West Bengal 700010, India
- ²⁵ Independent Researcher, Bosnia and Herzegovina
- ²⁶ Amity Institute of Pharmacy, Amity University, Uttar Pradesh, Lucknow Campus, Gomati Nagar, Lucknow- 226010, Uttar Pradesh, India
- ²⁷ School of Pharmaceutical Sciences, Lovely Professional University, Jalandhar-Delhi G.T. Road (NH 1) Phagwara, Punjab 144411 India
- ²⁸ Institute of Molecular Biology “Roumen Tsanev”, Bulgarian Academy of Sciences (BAS), Acad. G. Bonchev str. 21, Sofia 1113, Bulgaria
- ²⁹ Department of Biochemical Pharmacology and Drug Design, Institute of Molecular Biology “Roumen Tsanev”, Bulgarian Academy of Sciences, Sofia, Bulgaria
- ³⁰ Pharmaceutical Institute, University of Bonn, Bonn, Germany
- ³¹ Department of Vascular Biology and Thrombosis Research, Center for Physiology and Pharmacology, Medical University of Vienna, Vienna, Austria

³² Institute of Genetics and Animal Biotechnology of the Polish Academy of Sciences, Jatrzębiec, Postępu 36A, 05-552 Magdalenka, Poland

³³ Department of Technique and Food Product Development, Warsaw University of Life Sciences (WULS-SGGW) 159c Nowoursynowska, 02-776 Warsaw, Poland

³⁴ Institute of Health, Faculty of Medical and Health Sciences, Siedlce University of Natural Sciences and Humanities, ul. Konarskiego 2, 08-110 Siedlce, Poland

Lycopene intake from tomatoes and other food sources has multiple potential health benefits. This report aimed to evaluate the current research literature on lycopene concerning human and animal health. The electronic Web of Science Core Collection database was searched with (lycopene*) AND (health* OR illness* OR disease* OR medic* OR pharma* OR drug* OR therap*). The resulted 3972 papers were analyzed with the aid of bibliometric software. Besides the United States, the lycopene papers received global contributions, particularly from China, Italy, India, and Spain. Examples of frequently mentioned chemicals/chemical classes were carotenoid, beta carotene, alpha carotene, beta cryptoxanthin, and alpha tocopherol. Examples of frequently mentioned medical conditions were prostate cancer, cardiovascular disease, and obesity. Published scientific articles reveal the diverse potential of lycopene in prompting human and animal health, and the knowledge on the bioactivities of this phytochemical is expected to further grow in the future.

KEYWORDS: lycopene / prostate cancer / cardiovascular disease / obesity / carotenoid / literature quantitative research analysis/ Web of Science / VOSviewer

Introduction

Nutraceuticals play a vital role in improving health, by decreasing the prevalence of various chronic diseases such as neurodegenerative-, metabolic-, cardiovascular-, liver- and respiratory diseases, and cancer [Ravichand 2015, Huminiecki *et al.* 2017, 2020, Huminiecki and Horbańczuk 2018, Wang *et al.* 2018, 2020, Singh *et al.* 2020, Yeung *et al.* 2020c, Thalkari *et al.* 2020, Mozos *et al.* 2018, 2021, Chao *et al.* 2021]. They also promote the quality and longevity of life [Tewari *et al.* 2017a, 2017b, 2018, Santini 2018, Santini and Novellino 2018, Daliu *et al.* 2019, Vieira *et al.* 2019, Durazzo *et al.* 2020a, Durazzo *et al.* 2020b, Yeung *et al.* 2020b, Wang *et al.* 2020b, Yeung *et al.* 2021b]. The global economic potential of nutraceuticals is approximated to be around USD 117 billion [Sachdeva *et al.* 2020]. Plants are abundant source of nutraceuticals and carotenoids in particular act as vital nutraceutical ingredients that help in the treatment and prevention of several diseases [Eggersdorfer and Wyss 2018, Langi *et al.* 2018, Rivera-Madrid *et al.* 2020, Yang *et al.* 2020]. In this context, lycopene has a remarkable potential as a nutraceutical agent that belongs to the class of carotenoids, and is primarily isolated from tomatoes [Naviglio *et al.* 2008a, Naviglio *et al.* 2008b, Durazzo *et al.* 2010, Górecka *et al.* 2020, Joshi *et al.* 2020]. In plants, lycopene is mainly generated by the mevalonic pathway while in microorganism it is also synthesized via the 2-C-methyl-D-erythritol 4-phosphate conversion [Li *et al.* 2020].

Lycopene is a linear polyene hydrocarbon that provides color to fruits and vegetables due to the presence of π -electron configuration in its chemical structure,

and is abundant in red fruits and vegetables, for instance; apricots, watermelons, pink grapefruits, papaya, pink guavas, pumpkin, rosehips, carrots, sweet potatoes, and tomatoes [Grabowska *et al.* 2019]. Additionally, lycopene possesses numerous health benefits and displays promise in the counteraction of cancer, diabetes, obesity, liver disorders, neurological disorders, anti-inflammatory, cardiovascular disease and respiratory disorders [Chen *et al.* 2019, Paul *et al.* 2020, Tierney *et al.* 2020, Goenawan *et al.* 2021, Song *et al.* 2021]. It also decreases the risk associated with exposure to both natural toxins, including bacterial toxins and mycotoxins, and chemical toxins, including pesticides, heavy metals, as well as herbicides [Santini *et al.* 2009, Mikušová *et al.* 2010, Cimmino *et al.* 2012, Mikušová *et al.* 2013, Chen *et al.* 2015, Hedayati *et al.* 2019, Nazhand *et al.* 2020, Khan *et al.* 2021, Przybylska and Tokarczyk 2022].

Lycopene has several mechanisms of action, including regulation of signaling pathways like JNK/MAPK, AGE/RAGE, SIRT1/FoxO1/PPAR γ , and PI3K/Akt [Zhu *et al.* 2020b]. Lycopene also decreased cholesterol accumulation through downregulation of SR-A mRNA expression and lipid synthesis in human monocyte-derived macrophages (HMDMs) and THP-1 macrophages, which is highly related to cardiovascular disease [Wang *et al.* 2019]. In addition, it also inhibited foam cell formation through increasing ABCA1 protein expression [Wang *et al.* 2020a]. It also inhibits peroxidation of lipids and ROS production [Lim and Wang 2020], modulates the expressions of various genes [Paul *et al.* 2020], and interferes with DNA damage, upregulating AMPK pathway and apoptosis of malignant cells [Lim and Wang 2020, Puaah *et al.* 2021]. Lycopene also reduces the neuroinflammation, nuclear factor- κ B [Chen *et al.* 2019, Zhu *et al.* 2020a], increases the hepatic biomarker expression of RXR- α , PPAR γ and RXR- β [de Barros Elias *et al.* 2019], and protects myocardial ischemia injury by activating JNK/ERK signaling pathway [Fan *et al.* 2019]. Noteworthy, the lycopene cis-isomer exhibits better bioavailability and absorption than trans-isomer in adipose tissue and liver [Zhu *et al.* 2020b]. A problem associated with lycopene application is its insolubility in aqueous solution resulting in poor stability and bioavailability. Moreover, the lycopene extractability from the vegetable matrix and bioavailability of lycopene is affected by heat treatments [Maiani *et al.* 2009, D'Evoli *et al.* 2013]. To overcome this drawback, lycopene loaded organic nanocarriers such as liposomes, nanoemulsions, nanostructured lipid carriers, niosomes can be used to enhance its bioavailability [Souto *et al.* 2020b, a, Carvalho *et al.* 2021, Falsafi *et al.* 2021]. Thus, lycopene was formulated into nanostructured lipid carriers (NLC) with synthesized carboxymethyl oil palm for topical administration [Sharma *et al.* 2021]. The highest concentration achieved was 2.25 mg/ml for topical administration, with an encapsulation efficiency higher than 98%, and showing an initial burst release following a sustained release over 24 h. This modified release profile can be further exploited for the topical treatment of inflammatory diseases. NLC composed of cocoa butter as solid lipid and Grape seed oil as liquid lipid were loaded with lycopene obtained from watermelon (*Citrullus lanatus*) [Sirikheth *et al.*

2021]. An encapsulation efficiency as high as 80% was reported, together with a prolonged release until 48 hr. Lycopene obtained from red guava (*Psidium guajava* L.) was loaded into self-emulsifying drug delivery systems (SEDDS) and proposed for the treatment of prostate cancer. The in vivo studies resulted in no significant changes in clinical, hematological, biochemical, or histopathological parameters in orally treated mice [Vasconcelos *et al.* 2021]. The oral delivery of microemulsions composed of Transcutol HP as inner oil phase and Tween 80 as surfactant were proposed for the targeted delivery of lycopene to the brain [Guo *et al.* 2019]. The authors reported a significant increase in the lycopene bioavailability in rats when formulated as microemulsions in comparison to the control lycopene dissolved in olive oil of equivalent dose.

Besides the diverse bioeffects demonstrated on human health, lycopene has been applied for promoting animal health, *e.g.* by affecting gene expression and thereby regulating fat metabolism [Nosková *et al.* 2020, Tian *et al.* 2020], and by being used as feed supplement reducing oxidative stress and increasing lactation [Garavaglia *et al.* 2015]. Therefore, in the current study, the research landscape of lycopene was analyzed using a bibliometric approach to explore the potential roles of lycopene as a nutraceutical ingredient in promoting the health of humans and animals, based on the investigation of research outputs and coupled academic citations performance.

Methodology

On 21st of February 2022, the electronic Web of Science (WoS) Core Collection database was queried with the following search string: TS=((lycopene*) AND (health* OR illness* OR disease* OR medic* OR pharma* OR drug* OR therap*)). The system searched the title, abstract, and keyword fields of indexed publications to identify those that mentioned these words and their derivatives. The search identified a total of 3972 documents. Basic frequency data were obtained from the built-in functions of the WoS system. Full records of the 3972 papers were exported to VOSviewer for additional bibliometric visualizations [Van Eck and Waltman 2010]. With default parameters, a term map was generated to visualize the recurring terms from the titles and abstracts. The size, proximity, and color of the circles in the term map reflected the frequency of appearance, co-appearance, and citations per publication (CPP), respectively. Multiple appearances within a single publication counted as once. Recurring terms that appeared in at least 1.0% (n = 40) of the publications were visualized. A keyword map was similarly generated to illustrate author keywords that recurred in at least 0.1% (n = 4) of the papers.

Results and discussion

The lycopene research domain has been growing steadily since the 2000s, and the total number of publications is expected to surpass the mark of 4000 papers in

2022 (Fig. 1). The vast majority of all papers were original articles ($n = 3286$, 82.7%, CPP = 38.5) and the remaining were mostly review papers ($n = 538$, 13.5%, CPP = 68.9). Original article-to-review ratio was thus 6.1:1. Compared to other similar literature sets, this ratio was lower than in berberine (13.6:1) [Yeung *et al.* 2020a],

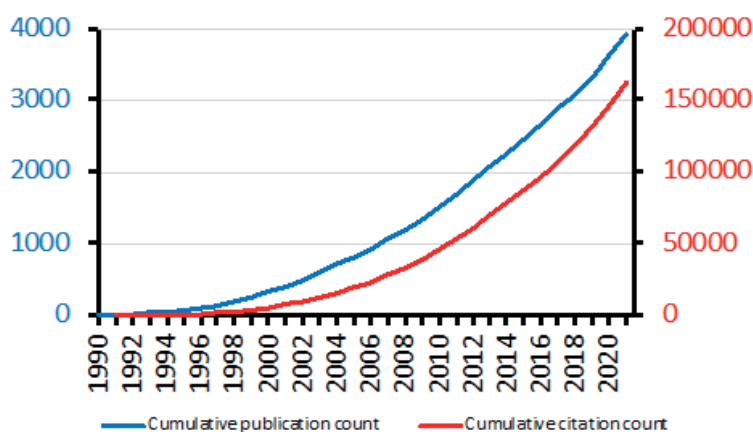


Fig. 1. Cumulative publication and citation counts of lycopene papers.

Table 1. The top-five most productive authors, organizations, countries, and journals

Item	Number of papers (% of 3972)	Citations per paper (CPP)
Author		
Erdman, John W. Jr.	37 (0.9)	61.5
Schwartz, Steven J.	36 (0.9)	65.9
Clinton, Steven K.	33 (0.8)	83.4
Willett, Walter C.	32 (0.8)	135.4
Borel, Patrick	27 (0.7)	69.0
Organization		
Harvard University	118 (3.0)	88.3
United States Department of Agriculture	118 (3.0)	74.7
University of California system	74 (1.9)	63.8
National Institutes of Health (United States)	73 (1.8)	75.6
University of Illinois system	72 (1.8)	59.4
Country		
The United States	1013 (25.5)	67.8
China	391 (9.8)	18.3
Italy	335 (8.4)	44.4
India	322 (8.1)	24.2
Spain	271 (6.8)	37.3
Journal		
Journal of Nutrition	90 (2.3)	81.7
American Journal of Clinical Nutrition	85 (2.1)	86.4
Journal of Agricultural and Food Chemistry	77 (1.9)	82.0
Food Chemistry	74 (1.9)	46.2
British Journal of Nutrition	72 (1.8)	42.0

resveratrol (9.5:1) [Yeung *et al.* 2019], apple polyphenol (7.6:1) [Yeung *et al.* 2021c], but higher than in dietary natural products literature as a whole (1.5:1) [Yeung *et al.* 2018]. Indexed papers were mostly written in English (98.0%).

The 5 most productive authors, organizations, countries, and journals are listed in Table 1. The author with the highest number of published works regarding lycopene was Professor Erdman, John W. Jr. from the University of Illinois, whose research interest was focused on the effect of dietary consumption of tomato or lycopene on cancer prevention [Clinton *et al.* 1996, Arballo *et al.* 2021]. Meanwhile, the top 5 organizations actively reporting on lycopene were all from the United States. Behind the United States, two countries from Asia and Europe entered the list. The Asian countries had lower CPPs. Finally, the top 5 journals were related to nutrition and food chemistry.

Figure 2 presents the term map that visualizes the recurring terms from the titles and abstracts. Tomato was one of the most recurring terms ($n = 905$, $CPP = 49.2$). Other notable terms were carotenoid ($n = 1593$, $CPP = 51.5$), and oxidative stress ($n = 529$, $CPP = 40.5$). Meanwhile, the recurring chemicals/chemical classes are listed in Table 2 and their chemical structures are shown in Figure 3.

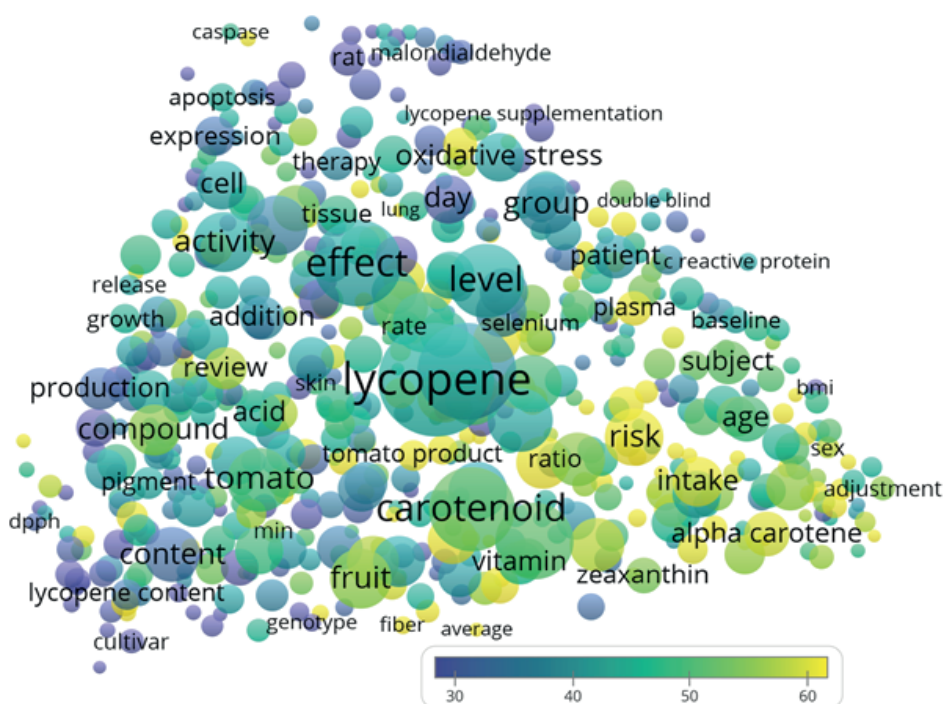


Fig. 2. Term map showing recurring terms in titles and abstracts of the lycopene papers. Circle color indicates the citation per publication (CPP). Size indicates frequency count.

Table 2. Recurring chemicals/chemical classes from the lycopene papers (n≥40)

Chemical/chemical class	Number of papers (% of 3972)	Citations per paper (CPP)
Lycopene	2878 (0.7)	42.8
Carotenoid	1593 (0.4)	51.5
Beta carotene	1308 (0.3)	51.1
Alpha carotene	438 (0.1)	58.5
Beta cryptoxanthin	364 (0.1)	55.1
Alpha tocopherol	300 (0.1)	51.4
Zeaxanthin	292 (0.1)	53.4
Flavonoid	212 (0.1)	64.7
Ascorbic acid	201 (0.1)	40.3
Malondialdehyde	134 (0.03)	32.0
Gamma tocopherol	129 (0.03)	51.2
Polyphenol	115 (0.03)	48.9
Curcumin	78 (0.02)	73.4
Resveratrol	75 (0.02)	91.2
Quercetin	70 (0.02)	48.9
Anthocyanin	59 (0.01)	31.3
Canthaxanthin	50 (0.01)	64.5
Phytofluene	48 (0.01)	44.7

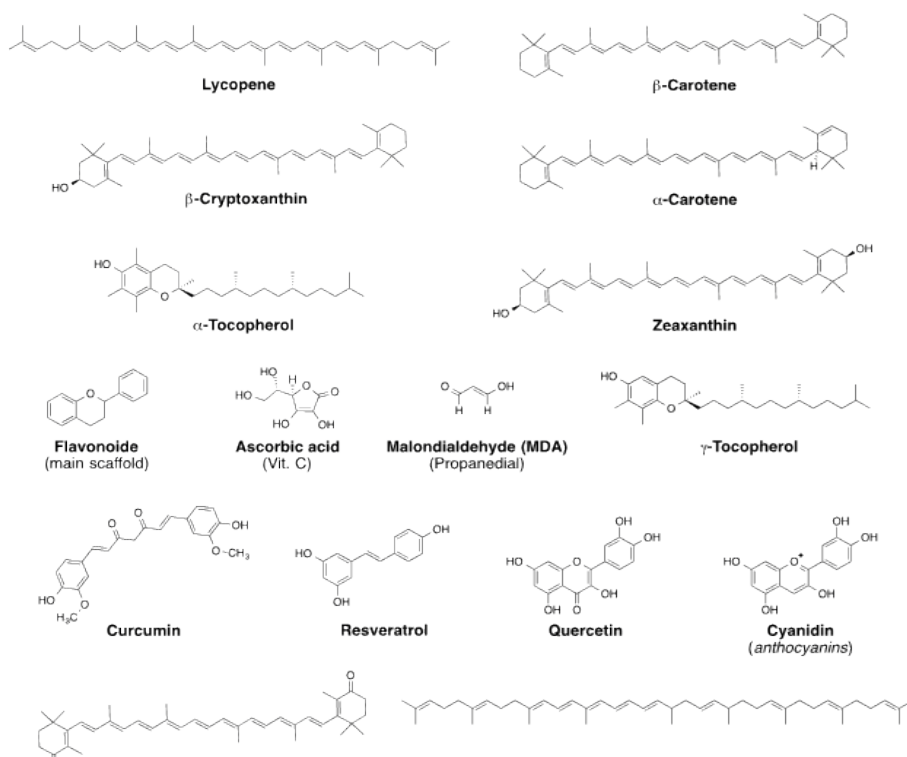


Fig. 3. Common chemicals/chemical classes mentioned in lycopene papers.

Figure 4 represents a term map showing recurring author keywords. Oxidative stress, antioxidants, and apoptosis were recurring keywords well-evident at the middle of the figure. Frequently mentioned medical conditions from the keywords are listed

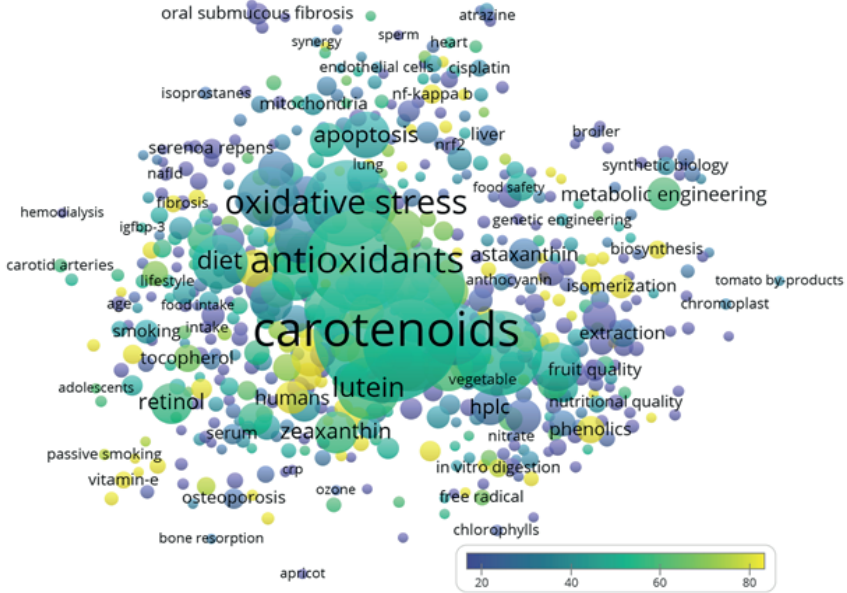


Fig. 4. Author keyword map showing recurring author keywords of the lycopene papers. Circle color indicates the citation per publication (CPP). Size indicates frequency count. The most recurring keyword “lycopene” was omitted from the figure for clarity.

Table 3. Frequently mentioned medical conditions from the author keywords (n≥10)

Medical condition	Number of papers (% of 3972)	Citations per paper (CPP)
Prostate cancer	127	34.7
Cancer	61	66.2
Atherosclerosis	51	78.6
Cardiovascular disease	40	60.9
Obesity	36	17.4
Breast cancer	27	27.0
Alzheimer’s disease	19	45.3
Diabetes	19	16.3
Metabolic syndrome	18	14.7
Oral submucous fibrosis	17	6.8
Osteoporosis	16	26.3
Benign prostatic hyperplasia	11	17.3
Coronary heart disease	10	59.7
Hypertension	10	16.0
Myocardial infarction	10	80.9
Parkinson’s disease	10	32.0
Stroke	10	66.6

in Table 3. Cancer, especially prostate cancer, and cardiovascular diseases were the most frequently mentioned medical conditions mentioned in the lycopene literature. Furthermore, lycopene was demonstrated to enhance the antioxidant response of prostate cells, as well as to inhibit proliferation and induce apoptosis of prostate cancer cells [Holzapfel *et al.* 2013]. Meanwhile, its potential ability to inhibit cholesterol synthesis may be beneficial to cardiovascular health [Arab and Steck 2000].

The intake of lycopene could also bring health benefits in diverse animal models. For example, dietary lycopene could correct metabolic syndrome and reverse liver injury in high-fat diet-induced obese rats [Albrahim and Alonazi 2021]. Besides oral intake, intraperitoneal administration of nanoemulsion of lycopene was found to reduce rheumatoid arthritis in animal models [Moia *et al.* 2020].

Conclusion

Besides the United States, scientific interest in lycopene has attracted substantial inputs from Asian and European countries. Many of the lycopene-related reports were published in nutrition and food chemistry journals. Examples of frequently mentioned chemicals/chemical classes in the lycopene-related literature were carotenoid, beta carotene, alpha carotene, beta cryptoxanthin, and alpha tocopherol. Examples of frequently mentioned medical conditions were prostate cancer, cardiovascular disease, and obesity. The intake of lycopene was shown to have myriad potential benefits to both human and animal health. The research literature on this phytochemical is expected to further greatly expand in the near future.

REFERENCES

1. ALBRAHIM, T., ALONAZI, M. A., 2021 - Lycopene corrects metabolic syndrome and liver injury induced by high fat diet in obese rats through antioxidant, anti-inflammatory, antifibrotic pathways. *Biomedicine and Pharmacotherapy* 141, 111831.
2. ARAB, L., STECK, S., 2000 - Lycopene and cardiovascular disease. *The American journal of clinical nutrition* 71, 1691S-1695S.
3. ARBALLO, J., AMENGUAL, J., ERDMAN, J. W., 2021 - Lycopene: A critical review of digestion, absorption, metabolism, and excretion. *Antioxidants* 10, 342.
4. CARVALHO, G. C., SÁBIO, R. M., CHORILLI, M., 2021 - An overview of properties and analytical methods for lycopene in organic nanocarriers. *Critical Reviews in Analytical Chemistry* 51, 674-686.
5. CHEN, D., HUANG, C., CHEN, Z., 2019 - A review for the pharmacological effect of lycopene in central nervous system disorders. *Biomedicine and Pharmacotherapy* 111, 791-801.
6. CHEN, P., ZHANG, W., WANG, X., ZHAO, K., NEGI, D. S., ZHUO, L., QI, M., WANG, X., ZHANG, X., 2015 - Lycopene and risk of prostate cancer: a systematic review and meta-analysis. *Medicine* 94,
7. CIMMINO, A., ANDOLFI, A., ZONNO, M. C., TROISE, C., SANTINI, A., TUZI, A., VURRO, M., ASH, G., EVIDENTE, A., 2012 - Phomentrioloxin: A phytotoxic pentasubstituted geranylcyclohexentriol produced by *Phomopsis* sp., a potential mycoherbicide for *Carthamus lanatus* biocontrol. *Journal of Natural Products* 75, 1130-1137.

8. CLINTON, S. K., EMENHISER, C., SCHWARTZ, S. J., BOSTWICK, D. G., WILLIAMS, A. W., MOORE, B. J., ERDMAN, J. J., 1996 - cis-trans lycopene isomers, carotenoids, and retinol in the human prostate. *Cancer Epidemiology and Prevention Biomarkers* 5, 823-833.
9. CHOPRA A.S., LORDAN R., HORBAŃCZUK O.K., ATANASOV A.G., CHOPRA I., HORBAŃCZUK J.O., JÓŻWIK A., HUANG L., PIRGOZLIEV V., BANACH M., BATTINO M., ARKELLS N., 2022 - The current use and evolving landscape of nutraceuticals. *Pharmacological Research* 175, 106001.
10. D'EVOLI, L., LOMBARDI-BOCCIA, G., LUCARINI, M., 2013 - Influence of heat treatments on carotenoid content of cherry tomatoes. *Foods* 2, 352-363.
11. DALIU, P., SANTINI, A., NOVELLINO, E., 2019 - From pharmaceuticals to nutraceuticals: Bridging disease prevention and management. *Expert Review of Clinical Pharmacology* 12, 1-7.
12. DE BARROS ELIAS, M., OLIVEIRA, F. L., GUMA, F. C. R., MARTUCCI, R. B., BOROJEVIC, R., TEODORO, A. J., 2019 - Lycopene inhibits hepatic stellate cell activation and modulates cellular lipid storage and signaling. *Food & Function* 10, 1974-1984.
13. DURAZZO, A., AZZINI, E., FODDAI, M. S., NOBILI, F., GARAGUSO, I., RAGUZZINI, A., FINOTTI, E., TISSELLI, V., DEL VECCHIO, S., PIAZZA, C., 2010 - Influence of different crop management practices on the nutritional properties and benefits of tomato-Lycopersicon esculentum cv Perfectpeel-. *International Journal of Food Science & Technology* 45, 2637-2644.
14. DURAZZO, A., LUCARINI, M., SANTINI, A., 2020a - Nutraceuticals in human health. *Foods* 9, 370.
15. DURAZZO, A., NAZHAND, A., LUCARINI, M., ATANASOV, A. G., SOUTO, E. B., NOVELLINO, E., CAPASSO, R., SANTINI, A., 2020b - An updated overview on nanonutraceuticals: Focus on nanoprebiotics and nanoprobiotics. *International Journal of Molecular Sciences* 21, 2285.
16. EGGERSDORFER, M., WYSS, A., 2018 - Carotenoids in human nutrition and health. *Archives of Biochemistry and Biophysics* 652, 18-26.
17. FALSAFI, S. R., ROSTAMABADI, H., BABAZADEH, A., TARHAN, Ö., RASHIDINEJAD, A., BOOSTANI, S., KHOSHNOUDI-NIA, S., AKBARI-ALAVIJEH, S., SHADDEL, R., JAFARI, S. M., 2021 - Lycopene nanodelivery systems; recent advances. *Trends in Food Science & Technology* 119, 378-399.
18. FAN, S., SUN, J., LI, R., SONG, X., LI, J., 2019 - Lycopene protects myocardial ischemia injury through anti-apoptosis and anti-oxidative stress. *European Review for Medical and Pharmacological Sciences* 23, 3096-3104.
19. GARAVAGLIA, L., GALLETTI, S., TEDESCO, D., 2015 - Silymarin and lycopene administration in periparturient dairy cows: effects on milk production and oxidative status. *New Zealand Veterinary Journal* 63, 313-318.
20. GOENAWAN, H., PRATIWI, Y. S., DEWI, N. P., ACHADIYANI, A., SYLVIANA, N., 2021 - Beneficial effect of lycopene on diabetes mellitus and its possible mechanism: A review. *Tropical Journal of Natural Product Research* 5, 420-433.
21. GÓRECKA, D., WAWRZYŃIAK, A., JĘDRUSEK-GOLIŃSKA, A., DZIEDZIC, K., HAMUŁKA, J., KOWALCZEWSKI, P. Ł., WALKOWIAK, J., 2020 - Lycopene in tomatoes and tomato products. *Open Chemistry* 18, 752-756.
22. GRABOWSKA, M., WAWRZYŃIAK, D., ROLLE, K., CHOMCZYŃSKI, P., OZIEWICZ, S., JURGA, S., BARCISZEWSKI, J., 2019 - Let food be your medicine: nutraceutical properties of lycopene. *Food & Function* 10, 3090-3102.
23. GUO, Y., MAO, X., ZHANG, J., SUN, P., WANG, H., ZHANG, Y., MA, Y., XU, S., LV, R., LIU, X., 2019 - Oral delivery of lycopene-loaded microemulsion for brain-targeting: preparation, characterization, pharmacokinetic evaluation and tissue distribution. *Drug Delivery* 26, 1191-1205.

24. HEDAYATI, N., NAEINI, M. B., NEZAMI, A., HOSSEINZADEH, H., WALLACE HAYES, A., HOSSEINI, S., IMENSHAHIDI, M., KARIMI, G., 2019 - Protective effect of lycopene against chemical and natural toxins: A review. *Biofactors* 45, 5-23.
25. HOLZAPFEL, N. P., HOLZAPFEL, B. M., CHAMP, S., FELDTHUSEN, J., CLEMENTS, J., HUTMACHER, D. W., 2013 - The potential role of lycopene for the prevention and therapy of prostate cancer: from molecular mechanisms to clinical evidence. *International Journal of Molecular Sciences* 14, 14620-14646.
26. HUMINIECKI L., ATANASOV A.G., HORBAŃCZUK J., 2020 - Etiology of atherosclerosis informs choice of animal models and tissues for initial functional genomic studies of resveratrol. *Pharmacological Research* 156, 104598.
27. HUMINIECKI L., HORBAŃCZUK J., 2018 - The functional genomic studies of resveratrol in respect to its anti-cancer effects. *Biotechnology Advances* Doi: 10.1016/J.Biotechadv.2018.02.011.
28. HUMINIECKI L., HORBAŃCZUK J., ATANASOV A.G., – 2017 - The functional genomic studies of curcumin. *Seminars in Cancer Biology* Doi.Org/10.1016/J.Semcancer.2017.04.002.
29. JOSHI, B., KAR, S. K., YADAV, P. K., YADAV, S., SHRESTHA, L., BERA, T. K., 2020 - Therapeutic and medicinal uses of lycopene: A systematic review. *International Journal of Research in Medical Sciences* 8, 1195-1201.
30. KHAN, U. M., SEVINDIK, M., ZARRABI, A., NAMI, M., OZDEMIR, B., KAPLAN, D. N., SELAMOGLU, Z., HASAN, M., KUMAR, M., ALSHEHRI, M. M., 2021 - Lycopene: Food sources, biological activities, and human health benefits. *Oxidative Medicine and Cellular Longevity* 2021,
31. LANGI, P., KIOKIAS, S., VARZAKAS, T., PROESTOS, C., 2018 - Carotenoids: From plants to food and feed industries. *Methods in Molecular Biology* 1852, 57-71.
32. LI, L., LIU, Z., JIANG, H., MAO, X., 2020 - Biotechnological production of lycopene by microorganisms. *Applied Microbiology and Biotechnology* 104, 10307-10324.
33. LI C., LI J., JIANG F., LI Y., TZVETKOV N.T., HORBANCZUK J.O., ATANASOV A.G., WANG D., 2021 - Vasculoprotective effects of ginger (*Zingiber officinale* Roscoe) and underlying molecular mechanisms. *Food and Function* 12, 1897-1913.
34. LIM, J. Y., WANG, X.-D., 2020 - Mechanistic understanding of β -cryptoxanthin and lycopene in cancer prevention in animal models. *Biochimica et Biophysica Acta (BBA)-Molecular and Cell Biology of Lipids* 1865, 158652.
35. MAIANI, G., PERIAGO CASTÓN, M. J., CATASTA, G., TOTI, E., CAMBRODÓN, I. G., BYSTED, A., GRANADO-LORENCIO, F., OLMEDILLA-ALONSO, B., KNUTHSEN, P., VALOTI, M., 2009 - Carotenoids: actual knowledge on food sources, intakes, stability and bioavailability and their protective role in humans. *Molecular Nutrition & Food Research* 53, S194-S218.
36. MIKUŠOVÁ, P., RITIENI, A., SANTINI, A., JUHASOVÁ, G., ŠROBÁROVÁ, A., 2010 - Contamination by moulds of grape berries in Slovakia. *Food Additives and Contaminants* 27, 738-747.
37. MIKUŠOVÁ, P., ŠROBÁROVÁ, A., SULYOK, M., SANTINI, A., 2013 - Fusarium fungi and associated metabolites presence on grapes from Slovakia. *Mycotoxin research* 29, 97-102.
38. MOIA, V. M., PORTILHO, F. L., PÁDUA, T. A., CORRÊA, L. B., RICCI-JUNIOR, E., ROSAS, E. C., ALENCAR, L. M. R., SINFONIO, F. S. M., SAMPSON, A., IRAM, S. H., 2020 - Lycopene used as anti-inflammatory nanodrug for the treatment of rheumatoid arthritis: animal assay, pharmacokinetics, ABC transporter and tissue deposition. *Colloids and Surfaces B: Biointerfaces* 188, 110814.
39. MOZOS I.; FLANGEA C., VLAD D.C., GUG C., MOZOS C., STOIAN D., LUCA C.T., HORBAŃCZUK J.O., HORBAŃCZUK O.K., ATANASOV A.G., 2021 - Effects of anthocyanins on vascular health. *Biomolecules* 11, 811. <https://doi.org/10.3390/biom11060811>.

40. MOZOS I., STOIAN D., CARABA A., MALAINER C., HORBAŃCZUK J., ATANASOV A., 2018 - Lycopene And Vascular Health. *Frontiers in Pharmacology* 9, 521, Doi: 10.3389/Fphar.2018.00521.
41. NAVIGLIO, D., CARUSO, T., IANNECE, P., ARAGÓN, A., SANTINI, A., 2008a - Characterization of high purity lycopene from tomato wastes using a new pressurized extraction approach. *Journal of Agricultural and Food Chemistry* 56, 6227-6231.
42. NAVIGLIO, D., PIZZOLONGO, F., FERRARA, L., ARAGON, A., SANTINI, A., 2008b - Extraction of pure lycopene from industrial tomato by-products in water using a new high-pressure process. *Journal of the Science of Food and Agriculture* 88, 2414-2420.
43. NAZHAND, A., DURAZZO, A., LUCARINI, M., SOUTO, E. B., SANTINI, A., 2020 - Characteristics, occurrence, detection and detoxification of aflatoxins in foods and feeds. *Foods* 9, 644.
44. NOSKOVÁ, K., DOVRTĚLOVÁ, G., ZENDULKA, O., STRAKOŠOVÁ, M., PEŠ, O., JUŘICA, J., 2020 - Lycopene increases metabolic activity of rat liver CYP2B, CYP2D and CYP3A. *Pharmacological Reports* 72, 156-165.
45. PAUL, R., MAZUMDER, M. K., NATH, J., DEB, S., PAUL, S., BHATTACHARYA, P., BORAH, A., 2020 - Lycopene-a pleiotropic neuroprotective nutraceutical: deciphering its therapeutic potentials in broad spectrum neurological disorders. *Neurochemistry International* 140, 104823.
46. PRZYBYLSKA, S., TOKARCZYK, G., 2022 - Lycopene in the Prevention of Cardiovascular Diseases. *International Journal of Molecular Sciences* 23, 1957.
47. PUAH, B.-P., JALIL, J., ATTIQ, A., KAMISAH, Y., 2021 - New Insights into Molecular Mechanism behind Anti-Cancer Activities of Lycopene. *Molecules* 26, 3888.
48. RAVICHAND, D. M., 2015 - Nutraceuticals: Role of natural molecules in pharmacotherapy. *International Journal of Pharma and Bio Sciences* 6, P444-P455.
49. RIVERA-MADRID, R., CARBALLO-UICAB, V. M., CÁRDENAS-CONEJO, Y., AGUILAR-ESPINOSA, M., SIVA, R., 2020 - Overview of carotenoids and beneficial effects on human health. In: Carotenoids: Properties, Processing and Applications. Elsevier.
50. SACHDEVA, V., ROY, A., BHARADVAJA, N., 2020 - Current prospects of nutraceuticals: A review. *Current Pharmaceutical Biotechnology* 21, 884-896.
51. SANTINI, A., 2018 - Nutraceuticals: redefining a concept. *Annals of Pharmacology and Pharmaceutics* 3, 1147.
52. SANTINI, A., FERRACANE, R., SOMMA, M. C., ARAGÓN, A., RITIENI, A., 2009 - Multitoxin extraction and detection of trichothecenes in cereals: an improved LC-MS/MS approach. *Journal of the Science of Food and Agriculture* 89, 1145-1153.
53. SANTINI, A., NOVELLINO, E., 2018 - Nutraceuticals-shedding light on the grey area between pharmaceuticals and food. *Expert Review of Clinical Pharmacology* 11, 545-547.
54. SHARMA, S., SATHASIVAM, T., RAWAT, P., PUSHPAMALAR, J., 2021 - Lycopene-loaded nanostructured lipid carrier from carboxymethyl oil palm empty fruit bunch cellulose for topical administration. *Carbohydrate Polymer Technologies and Applications* 2, 100049.
55. SINGH L JOSHI T., TEWARI D., ECHEVERRÍA J., MOCAN A., SAH A.N., PARVANOV E., TZVETKOV N.T., MA Z.F., LEE Y.Y., POZNAŃSKI P., HUMINIECKI L., SACHARCZUK M., JÓŹWIK A., HORBAŃCZUK J.O., FEDER-KUBIS J., ATANASOV A.G., 2020 - Ethnopharmacological applications targeting alcohol. *Frontiers in Pharmacology* 10,1593.
56. SIRIKHET, J., CHANMAHASATHIEN, W., RAIWA, A., KIATTISIN, K., 2021 - Stability enhancement of lycopene in Citrullus lanatus extract via nanostructured lipid carriers. 9, 1750-1760.

57. SONG, X., LUO, Y., MA, L., HU, X., SIMAL-GANDARA, J., WANG, L.-S., BAJPAI, V. K., XIAO, J., CHEN, F., 2021 - Recent trends and advances in the epidemiology, synergism, and delivery system of lycopene as an anti-cancer agent. *Seminars in Cancer Biology* 73, 331-346.
58. SOUTO, E. B., SILVA, G. F., DIAS-FERREIRA, J., ZIELINSKA, A., VENTURA, F., DURAZZO, A., LUCARINI, M., NOVELLINO, E., SANTINI, A., 2020a - Nanopharmaceutics: Part I - Clinical trials legislation and good manufacturing practices (GMP) of nanotherapeutics in the EU. *Pharmaceutics* 12, 146.
59. SOUTO, E. B., SILVA, G. F., DIAS-FERREIRA, J., ZIELINSKA, A., VENTURA, F., DURAZZO, A., LUCARINI, M., NOVELLINO, E., SANTINI, A., 2020b - Nanopharmaceutics: Part II - Production scales and clinically compliant production methods. *Nanomaterials* 10, 455.
60. TEWARI D., MOCAN A., PARVANOV E.D., SAH A.N., NABAVI S.N. HUMINIECKI L., MA Z.F., LEE Y.Y., HORBAŃCZUK J.O., ATANASOV A.G., 2017a - Ethnopharmacological approaches for therapy of jaundice - Part I. *Frontiers in Pharmacology* Doi.Org/10.3389/Fphar.2017.00518.
61. TEWARI D., MOCAN A., PARVANOV E.D., SAH A.N., NABAVI S.N., HUMINIECKI L., MA Z.F., LEE Y.Y., HORBAŃCZUK J.O., ATANASOV A.G., 2017b - Ethnopharmacological approaches for therapy of jaundice: Part II. Highly used plant species from acanthaceae, euphorbiaceae, asteraceae, combretaceae, and fabaceae families. *Frontiers in Pharmacology* Doi: 10.3389/Fphar.2017.00519.
62. TEWARI D., STANKIEWICZ A., MOCAN A., SAH A., HUMINIECKI L., HORBAŃCZUK J.O., ATANASOV A.G., 2018- Ethnopharmacological approaches for management of dementia and the therapeutic significance of natural products and herbal drugs. *Frontiers in Aging Neuroscience* Doi:10.3389/Fnagi.2018.00003
63. THALKARI, A. B., KARWA, P. N., THORAT, V. M., JADHAV, S. K., 2020 - Overview of nutraceuticals. *Research Journal of Pharmacology and Pharmacodynamics* 12, 130-132.
64. TIAN, H., LIU, G., GUO, Y., LI, Y., DENG, M., LIU, D., SUN, B., 2020 - Lycopene supplementation regulates the gene expression profile and fat metabolism of breeding hens. *Journal of Animal Physiology and Animal Nutrition* 104, 936-945.
65. TIERNEY, A. C., RUMBLE, C. E., BILLINGS, L. M., GEORGE, E. S., 2020 - Effect of dietary and supplemental lycopene on cardiovascular risk factors: A systematic review and meta-analysis. *Advances in Nutrition* 11, 1453-1488.
66. UHRIN P., WANG D., MOCAN A., WALTENBERGER B., TEWARI D., HUMINIECKI Ł., STARZYŃSKI R.F., TZVETKOV N.T., HORBAŃCZUK J., ATANASOV A.G., 2018 - vascular smooth muscle cell proliferation as a therapeutic target. Part 2: Natural products inhibiting proliferation. *Biotechnology Advances* Doi.Org/10.1016/J.Biotechadv.2018.04.002.
67. VAN ECK, N., WALTMAN, L., 2010 - Software survey: VOSviewer, a computer program for bibliometric mapping. *scientometrics* 84, 523-538.
68. VASCONCELOS, A. G., BARROS, A. L. A. N., CABRAL, W. F., MOREIRA, D. C., DA SILVA, I. G. M., SILVA-CARVALHO, A. É., DE ALMEIDA, M. P., ALBUQUERQUE, L. F. F., DOS SANTOS, R. C., S. BRITO, A. K., SALDANHA-ARAÚJO, F., ARCANJO, D. D. R., C. MARTINS, M. D. C., DOS S. BORGES, T. K., BÁO, S. N., PLÁCIDO, A., EATON, P., KUCKELHAUS, S. A. S., LEITE, J. R. S. A., 2021 - Promising self-emulsifying drug delivery system loaded with lycopene from red guava (*Psidium guajava* L.): in vivo toxicity, biodistribution and cytotoxicity on DU-145 prostate cancer cells. *Cancer Nanotechnology* 12, 30.
69. VIEIRA, R., SOUTO, S. B., SÁNCHEZ-LÓPEZ, E., LÓPEZ MACHADO, A., SEVERINO, P., JOSE, S., SANTINI, A., FORTUNA, A., GARCÍA, M. L., SILVA, A. M., 2019 - Sugar-lowering drugs for type 2 diabetes mellitus and metabolic syndrome—review of classical and new compounds: part-I. *Pharmaceutics* 12, 152.
70. WANG, D., HIEBL, V., XU, T., LADURNER, A., ATANASOV, A. G., HEISS, E. H., DIRSCH, V. M., 2020a - Impact of natural products on the cholesterol transporter ABCA1. *Journal of Ethnopharmacology* 249, 112444.

71. WANG D., HUANG J., YEUNG A.W.K., TZVETKOV N.T., HORBAŃCZUK J.O., WILLSCHKE H., GAI Z., ATANASOV A.G., 2020b - The significance of natural product derivatives and traditional medicine for COVID-19. *Processes* 8(8), 937; <https://doi.org/10.3390/pr8080937>.
72. WANG D., ÖZEN C., ABU-REIDAH I.M., CHGURUPATI S., PATRA J.K., HORBAŃCZUK J.O., JÓŻWIK A., TZVETKOV N.T., UHRIN P., ATANASOV A.G., 2018 - Vasculoprotective effects of Pomegranate (*Punica Granatum* L.). *Frontiers in Pharmacology* 9, 544 Doi: 10.3389/Fphar.2018.00544.
73. WANG D., ZHANG L., HUANG J, HIMABINDU K., TEWARI D., HORBAŃCZUK J.O., XU S., CHEN Z., ATANASOV A.G., 2020c - Cardiovascular protective effect of black pepper (*Piper nigrum* L.) and its major bioactive constituent piperine, *Trends in Food Science & Technology* <https://doi.org/10.1016/j.tifs.2020.11.024>.
74. WANG, D., YANG, Y., LEI, Y., TZVETKOV, N. T., LIU, X., YEUNG, A. W. K., XU, S., ATANASOV, A. G., 2019 - Targeting foam cell formation in atherosclerosis: therapeutic potential of natural products. *Pharmacological Reviews* 71, 596-670.
75. YANG, C., ZHANG, L., TSAO, R., 2020 - Chemistry and biochemistry of dietary carotenoids: bioaccessibility, bioavailability and bioactivities. *Journal of Food Bioactives* 10, <https://doi.org/10.31665/JFB.32020.10229>.
76. YEUNG, A. W. K., AGGARWAL, B., BARRECA, D., BATTINO, M., BELWAL, T., HORBAŃCZUK, O., BERINDAN-NEAGOE, I., BISHAYEE, A., DAGLIA, M., DEVKOTA, H., ECHEVERRÍA, J., EL-DEMERDASH, A., ORHAN, I., GODFREY, K., GUPTA, V., HORBAŃCZUK, J., MODLIŃSKI, J., HUBER, L., HUMINIECKI, L., JÓŻWIK, A., MARCHEWKA, J., MILLER, M., MOCAN, A., MOZOS, I., NABAVI, S., NABAVI, S., PIECZYŃSKA, M., PITTALÀ, V., RENGASAMY, K., SILVA, A., SHERIDAN, H., STANKIEWICZ, A., STRZAŁKOWSKA, N., SUREDA, A., TEWARI, D., WEISSIG, V., ZENGİN, G., ATANASOV, A., 2018 - Dietary natural products and their potential to influence health and disease including animal model studies. *Animal Science Papers and Reports* 36, 345-358.
77. YEUNG, A. W. K., AGGARWAL, B. B., ORHAN, I. E., HORBAŃCZUK, O. K., BARRECA, D., BATTINO, M., BELWAL, T., BISHAYEE, A., DAGLIA, M., DEVKOTA, H. P., ECHEVERRÍA, J., EL-DEMERDASH, A., BALACHEVA, A., GEORGIEVA, M., GODFREY, K., GUPTA, V., HORBAŃCZUK, J. O., HUMINIECKI, L., JÓŻWIK, A., STRZAŁKOWSKA, N., MOCAN, A., MOZOS, I., NABAVI, S. M., PAJPAŃNOVA, T., PITTALA, V., FEDER-KUBIS, J., SAMPINO, S., SILVA, A. S., SHERIDAN, H., SUREDA, A., TEWARI, D., WANG, D., WEISSIG, V., YANG, Y., ZENGİN, G., SHANKER, K., MOOSAVI, M. A., SHAH, M. A., KOZUHAROVA, E., AL-RIMAWI, F., DURAZZO, A., LUCARINI, M., SOUTO, E. B., SANTINI, A., MALAINER, C., DJILIANOV, D., TANCHEVA, L. P., LI, H. B., GAN, R. Y., TZVETKOV, N. T., ATANASOV, A. G., 2019 - Resveratrol, a popular dietary supplement for human and animal health: Quantitative research literature analysis - a review. *Animal Science Papers and Reports* 37, 103-118.
78. YEUNG, A. W. K., CHOUDHARY, N., TEWARI, D., EL-DEMERDASH, A., HORBAŃCZUK, O. K., DAS, N., PIRGOZLIEV, V., LUCARINI, M., DURAZZO, A., SOUTO, E. B., SANTINI, A., DEVKOTA, H. P., UDDIN, M. S., ECHEVERRÍA, J., WANG, D., GAN, R. Y., BRNCIC, M., KALFIN, R. E., TZVETKOV, N. T., JOZWIK, A., SOLKA, M., STRZAŁKOWSKA, N., HORBAŃCZUK, J. O., ATANASOV, A. G., 2021a - Quercetin: total-scale literature landscape analysis of a valuable nutraceutical with numerous potential applications in the promotion of human and animal health—a review. *Animal Science Papers and Reports* 39, 199-212.
79. YEUNG A.W.K., GEORGIEVA M.G., KIRILOV K., BALACHEVA A.A., PEEVA M.I., HORBAŃCZUK O.K., HORBAŃCZUK J.O., LUCARINI M., DURAZZO A., SANTINI A.,

- SOUTO E.B., PAJPANOVA T.I., MILELLA L., ATANASOV A.G., TZVETKOV N.T., 2021b - Neurotensins and their therapeutic potential: research field study. *Future Medicinal Chemistry* 13, 17, 1491. PMID: 33032465.
80. YEUNG, A. W. K., ORHAN, I. E., AGGARWAL, B. B., BATTINO, M., BELWAL, T., BISHAYEE, A., DAGLIA, M., DEVKOTA, H. P., EL-DEMERDASH, A., BALACHEVA, A. A., GEORGIEVA, M. G., GUPTA, V. K., HORBAŃCZUK, J. O., JOZWIK, A., MOZOS, I., NABAVI, S. M., PITTALÀ, V., FEDER-KUBIS, J., SANCHES SILVA, A., SHERIDAN, H., SUREDA, A., WANG, D., WEISSIG, V., YANG, Y., ZENGIN, G., SHANKER, K., MOOSAVI, M. A., SHAH, M. A., AL-RIMAWI, F., DURAZZO, A., LUCARINI, M., SOUTO, E. B., SANTINI, A., DJILIANOV, D., DAS, N., SKOTTI, E., WIECZOREK, A., LYSEK-GLADYSINSKA, M. W., MICHALCZUK, M., HORBAŃCZUK, O. K., TZVETKOV, N. T., ATANASOV, A. G., 2020a - Berberine, a popular dietary supplement for human and animal health: Quantitative research literature analysis—a review. *Animal Science Papers & Reports* 38, 5-19.
81. YEUNG, A. W. K., SOUTO, E. B., DURAZZO, A., LUCARINI, M., NOVELLINO, E., TEWARI, D., WANG, D., ATANASOV, A. G., SANTINI, A., 2020b - Big impact of nanoparticles: analysis of the most cited nanopharmaceuticals and nanonutraceuticals research. *Current Research in Biotechnology* 2, 53-63.
82. YEUNG, A. W. K., TZVETKOV, N. T., EL-DEMERDASH, A., HORBANCZUK, O. K., DAS, N., PIRGOZLIEV, V., LUCARINI, M., DURAZZO, A., SOUTO, E. B., SANTINI, A., DEVKOTA, H. P., UDDIN, M., ECHEVERRÍA, J., WANG, D., GAN, R. Y., BRNČIĆ, M., KALFIN, R., TANCHEVA, L. P., TEWARI, D., BERINDAN-NEAGOE, I., SAMPINO, S., STRZAŁKOWSKA, N., MARCHEWKA, J., JOZWIK, A., HORBANCZUK, J. O., ATANASOV, A. G., 2021c - Apple polyphenols in human and animal health. *Animal Science Papers & Reports* 39, 105-118.
83. YEUNG A.W.K., TZVETKOV N.T., DURAZZO A., LUCARINI M., SOUTO E.B., SANTINI A., GAN R.-Y., JOZWIK A., GRZYBEK W., HORBAŃCZUK J.O., MOCAN A., ECHEVERRÍA J., WANG D., ATANASOV A.G., 2020 - Natural products in diabetes research: quantitative literature analysis. *Natural Product Research* doi: 10.1080/14786419.2020.1821019. PMID: 33025819, IF-2.15.
84. YEUNG A.W.K. WANG D., EL-DEMERDASH A., HORBANCZUK O.K., DAS N., PIRGOZLIEV V., LUCARINI M., DURAZZO A., SOUTO E.B., SANTINI A., DEVKOTA H.P., UDDIN M.S.-2021d- Animal versus human research reporting guidelines impacts: Literature analysis reveals citation count bias. *Animal Science Papers and Reports* 39, 5-18.
85. ZHU, N.-W., YIN, X.-L., LIN, R., FAN, X.-L., CHEN, S.-J., ZHU, Y.-M., ZHAO, X.-Z., 2020a - Possible mechanisms of lycopene amelioration of learning and memory impairment in rats with vascular dementia. *Neural Regeneration Research* 15, 332.
86. ZHU, R., CHEN, B., BAI, Y., MIAO, T., RUI, L., ZHANG, H., XIA, B., LI, Y., GAO, S., WANG, X.-D., 2020b - Lycopene in protection against obesity and diabetes: A mechanistic review. *Pharmacological Research* 159, 104966.